

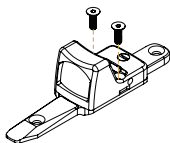
SCALARWORKS®



UNLOAD & MAKE WEAPON SAFE



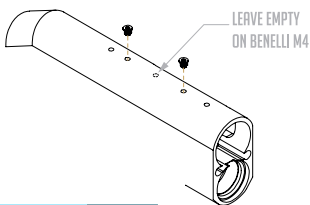
1. Attach optic to Sync using **A** screws



15 INCH-LBS

MAX TORQUE

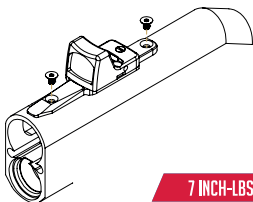
2. Attach **B** screws to receiver
3. Slide Sync over **B** screws to engage key slots



ADJUST TO KEY-SLOT HEIGHT

PRO TIP

4. Fasten Sync to receiver using **C** screws



7 INCH-LBS

MAX TORQUE

LIFETIME WARRANTY